




Jiangsu Weida Semiconductor Co., Ltd.

BTA16/BTB16 Series 16A Triacs

DESCRIPTION:

With high ability to withstand the shock loading of Large current, BTA16/BTB16 series triacs provide high dv/dt rate with strong resistance to electromagnetic interface. With high commutation performances, 3 quadrants products especially recommended for use on inductive load. From all three terminals to external heatsink, BTA16 provides a rated insulation voltage of 2500 V_{RMS} complying with UL standards (File ref: E516503).



MAIN FEATURES:

symbol	value	unit
$I_{T(RMS)}$	16	A
V_{DRM}/V_{RRM}	600/800/1200	V
V_{TM}	≤1.5	V

ABSOLUTE MAXIMUM RATINGS:

Parameter	Symbol	Value	Unit
Storage junction temperature range	T_{stg}	-40~150	°C
Operating junction temperature range	T_j	-40~125	°C
Repetitive peak off-state voltage ($T_j=25^\circ\text{C}$)	V_{DRM}	600/800/1200	V
Repetitive peak reverse voltage ($T_j=25^\circ\text{C}$)	V_{RRM}	600/800/1200	V
RMS on-state current	$I_{T(RMS)}$	16	A
Non repetitive surge peak on-state current (full cycle, F=50Hz)	I_{TSM}	160	A



Jiangsu Weida Semiconductor Co., Ltd.

BTA16/BTB16 Series 16A Triacs

I ² t value for fusing (t _p =10ms)	I ² t	128	A ² s
Critical rate of rise of on-state current(I _G =2×I _{GT})	dI/dt	50	A/μs
Peak gate current	I _{GM}	4	A
Average gate power dissipation	P _{G(AV)}	1	W
Peak gate power	P _{GM}	5	W

ELECTRICAL CHARACTERISTICS (T_j=25°C unless otherwise specified)

3 Quadrants:

Parameter	Test Condition	Quadrant		Value				Unit
				TW	SW	CW	BW	
I _{GT}	V _D =12V, R _L =33Ω	I - II -III	MAX	5	10	35	50	mA
V _{GT}				1.3				V
V _{GD}	V _D =V _{DRM}	I - II -III	MIN	0.2				V
I _H	I _T =100mA		MAX	15	25	40	60	mA
I _L	I _G =1.2I _{GT}	I -III	MAX	20	30	50	70	mA
		II		25	40	60	90	
dV/dt	V _D =2/3V _{DRM} T _j =125°C Gate open		MIN	100	200	500	1000	V/μs

4 Quadrants:

Parameter	Test Condition	Quadrant		Value		Unit
				C	B	
I _{GT}	V _D =12V, R _L =33Ω	I - II -III	MAX	25	50	mA
		IV		50	70	mA
V _{GT}		ALL		1.5		V
V _{GD}	V _D =V _{DRM}	ALL	MIN	0.2		V
I _H	I _T =100mA		MAX	40	60	mA
I _L	I _G =1.2I _{GT}	I -III-IV	MAX	50	70	mA



BTA16/BTB16 Series 16A Triacs

		II		70	90	
dV/dt	$V_D=2/3V_{DRM}$ $T_j=125^\circ\text{C}$ Gate open		MIN	200	500	V/ μs

STATIC CHARACTERISTICS

Symbol	Test Condition			Value	Unit
V_{TM}	$I_{TM}=22.5\text{A}$ $t_p=380\mu\text{s}$	$T_j=25^\circ\text{C}$	MAX	1.5	V
I_{DRM} I_{RRM}	$V_{DRM}=V_{RRM}$	$T_j=25^\circ\text{C}$	MAX	5	μA
		$T_j=125^\circ\text{C}$		1	mA

THERMAL RESISTANCES

Symbol	Test Condition		Value	Unit
$R_{th(j-c)}$	junction to case(AC)	TO-220A(Ins)	2.1	$^\circ\text{C/W}$
		TO-220B(Non-Ins) TO-220U(Non-Ins)	1.3	
		TO-220F(Ins)	2.3	
		TO-263	2.4	

ORDERING INFORMATION

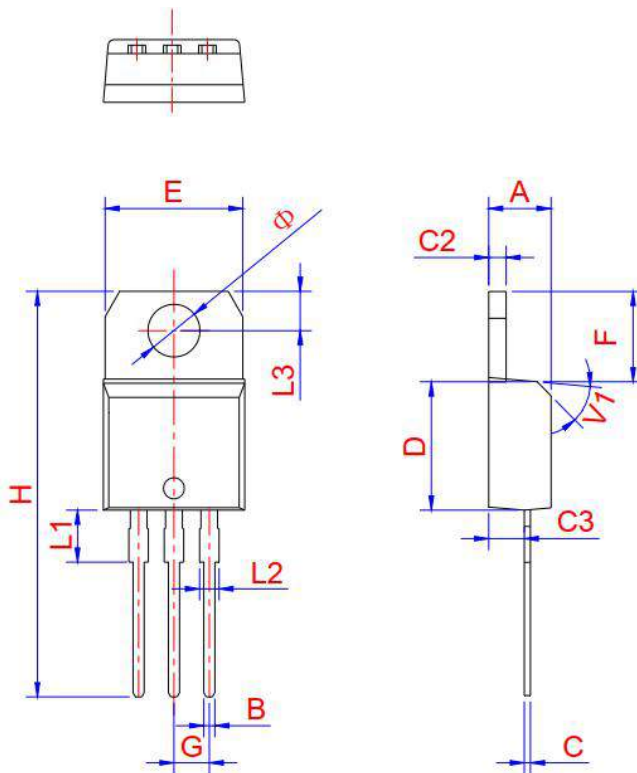
<p>BT A</p> <p>Triacs</p> <p>A: Insulated</p> <p>B: Non-Insulated</p>	<p>16-600</p> <p>$I_{T(RMS)}:16\text{A}$</p>	<p>CW</p> <p>V_{DRM}, V_{RRM}:</p> <p>600: 600V</p> <p>800: 800V</p> <p>1200: 1200V</p>	<p>B: $I_{GT1-3}\leq 50\text{mA}$, $I_{GT4}\leq 100\text{mA}$</p> <p>C: $I_{GT1-3}\leq 25\text{mA}$, $I_{GT4}\leq 50\text{mA}$</p> <p>TW: $I_{GT1-3}\leq 5\text{mA}$</p> <p>SW: $I_{GT1-3}\leq 10\text{mA}$</p> <p>CW: $I_{GT1-3}\leq 35\text{mA}$</p> <p>BW: $I_{GT1-3}\leq 50\text{mA}$</p>
---	--	---	---



Jiangsu Weida Semiconductor Co., Ltd.

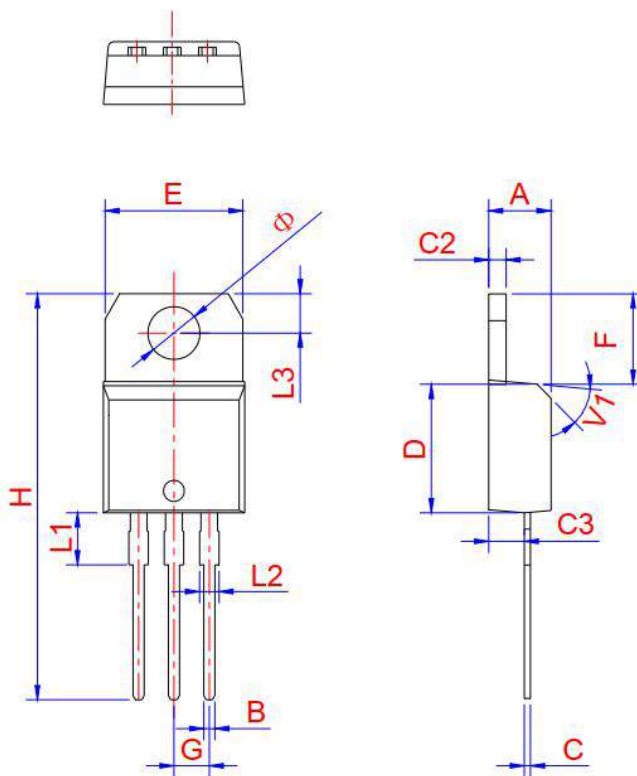
BTA16/BTB16 Series 16A Triacs

PACKAGE MECHANICAL DATA



TO-220A Ins

Ref.	Dimensions					
	Millimeters			Inches		
	Min.	Typ.	Max.	Min.	Typ.	Max.
A	4.4	4.47	4.6	0.173	0.176	0.181
B	0.61		0.88	0.024		0.035
C	0.46	0.50	0.7	0.018	0.02	0.028
C2	1.21	1.27	1.32	0.048	0.050	0.052
C3	2.4		2.72	0.094		0.107
D	8.6		9.7	0.339		0.382
E	9.8		10.4	0.386		0.409
F	6.55		6.95	0.258		0.274
G		2.54			0.1	
H	28		29.8	1.102		1.173
L1		3.75			0.148	
L2	1.14		1.7	0.045		0.067
L3	2.65		2.95	0.104		0.116
V1		45°			45°	
Φ	3.7	3.75	3.8	0.145	0.147	0.149

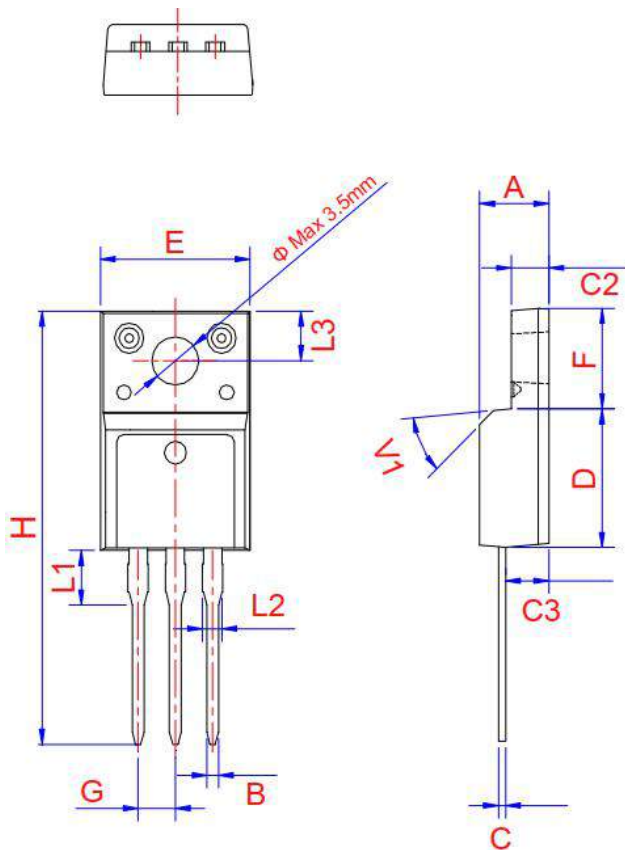


TO-220B Non-Ins

Ref.	Dimensions					
	Millimeters			Inches		
	Min.	Typ.	Max.	Min.	Typ.	Max.
A	4.4	4.47	4.6	0.173	0.176	0.181
B	0.61		0.88	0.024		0.035
C	0.46	0.50	0.7	0.018	0.02	0.028
C2	1.21	1.27	1.32	0.048	0.050	0.052
C3	2.4		2.72	0.094		0.107
D	8.6		9.7	0.339		0.382
E	9.8		10.4	0.386		0.409
F	6.55		6.95	0.258		0.274
G		2.54			0.1	
H	28		29.8	1.102		1.173
L1		3.75			0.148	
L2	1.14		1.7	0.045		0.067
L3	2.65		2.95	0.104		0.116
V1		45°			45°	
Φ	3.7	3.75	3.8	0.145	0.147	0.149

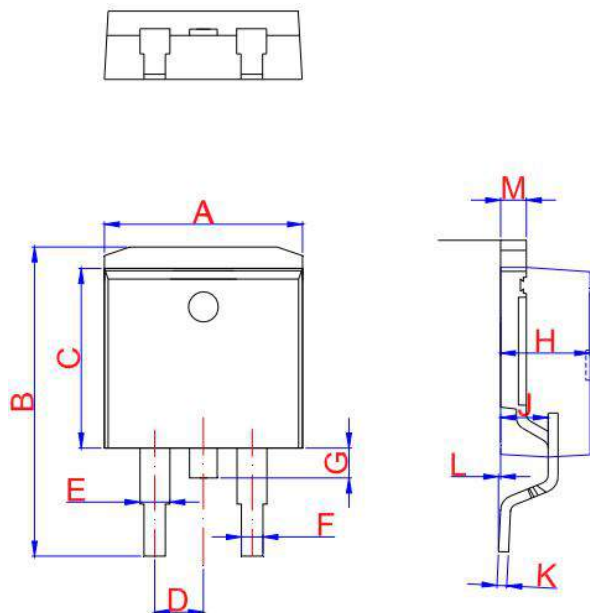


Jiangsu Weida Semiconductor Co., Ltd.
BTA16/BTB16 Series 16A Triacs



TO-220F Ins

Ref.	Dimensions					
	Millimeters			Inches		
	Min.	Typ.	Max.	Min.	Typ.	Max.
A	4.5		4.9	0.177		0.193
B	0.74	0.8	0.83	0.029	0.031	0.033
C	0.47		0.65	0.019		0.026
C2	2.45		2.75	0.096		0.108
C3	2.6		3	0.102		0.118
D	8.8		9.3	0.346		0.366
E	9.8		10.4	0.386		0.41
F	6.4		6.8	0.252		0.268
G		2.54			0.1	
H	28		29.8	1.102		1.173
L1		3.63			0.148	
L2	1.14		1.7	0.045		0.067
L3	2.65	3.3	0		0.13	0.116
V1		45°			45°	

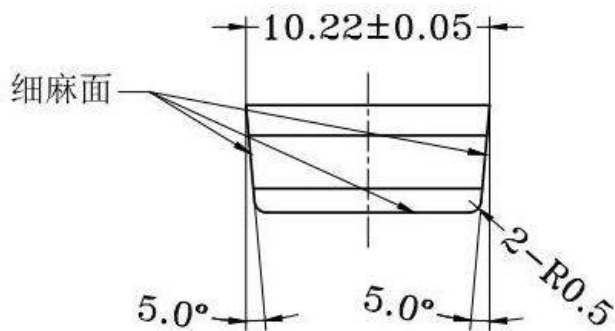
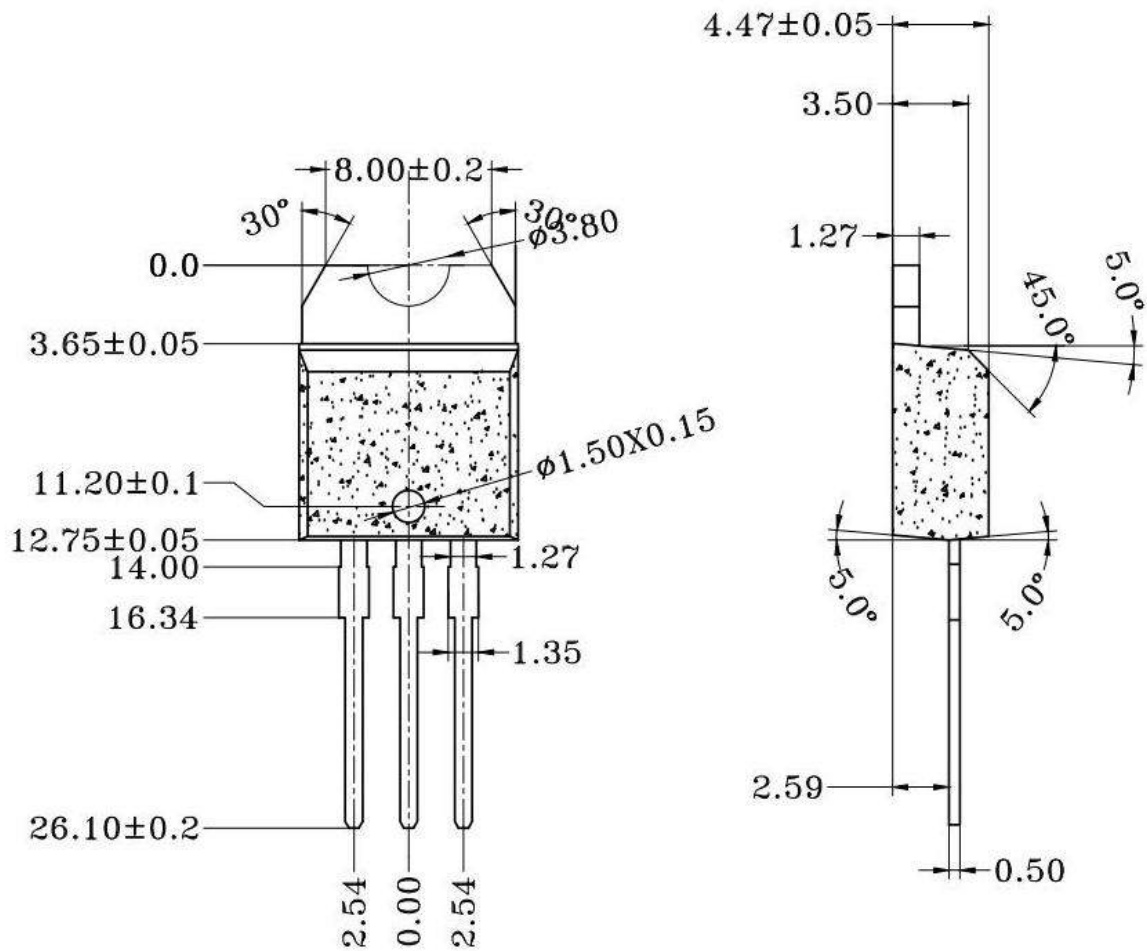


TO-263

Ref.	Dimensions					
	Millimeters			Inches		
	Min.	Typ.	Max.	Min.	Typ.	Max.
A	9.9		10.3	0.390		0.406
B	14.7		15.8	0.579		0.622
C	8.5		8.9	0.370		0.378
D		2.54			0.100	
E	1.20		1.40	0.047		0.055
F	0.75		0.85	0.029		0.033
G			1.75			0.069
H	4.40	4.60	4.80	0.173	0.181	0.189
J	2.40	2.60	2.80	0.094	0.102	0.110
L	0	0.1	0.25	0	0.004	0.010
M	1.17	1.27	1.37	0.046	0.05	0.054



Jiangsu Weida Semiconductor Co., Ltd.
BTA16/BTB16 Series 16A Triacs



TO-220U



Jiangsu Weida Semiconductor Co., Ltd.
BTA16/BTB16 Series 16A Triacs

FIG.1: Maximum power dissipation versus RMS on-state current

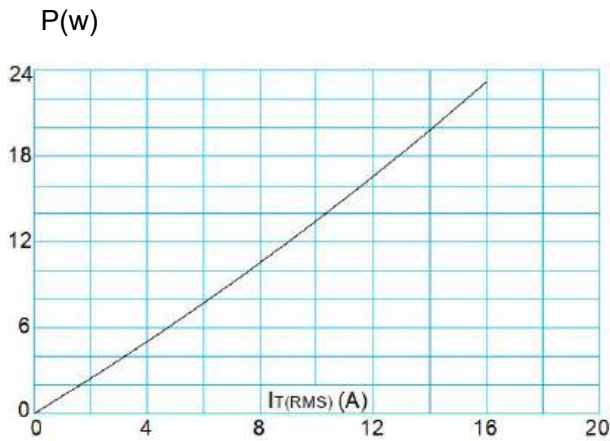


FIG.3: Surge peak on-state current versus number of cycles

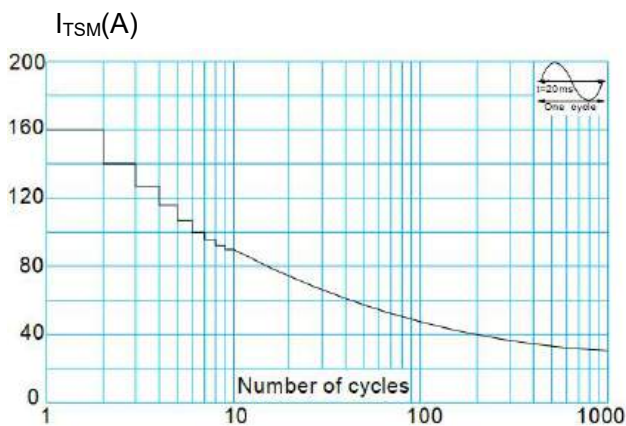


FIG.5: Non-repetitive surge peak on-state current for a sinusoidal pulse with width $t_p < 20\text{ms}$, and corresponding value of I^2t (I -II -III: $dI/dt < 50\text{A}/\mu\text{s}$; IV: $dI/dt < 10\text{A}/\mu\text{s}$)

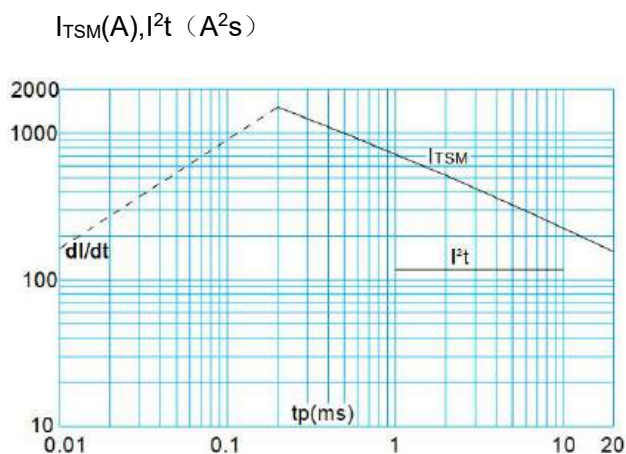


FIG.2: RMS on-state current versus case temperature

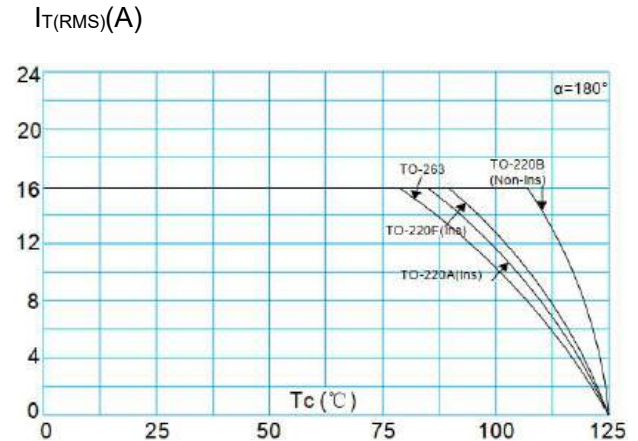


FIG.4: On-state characteristics (maximum values)

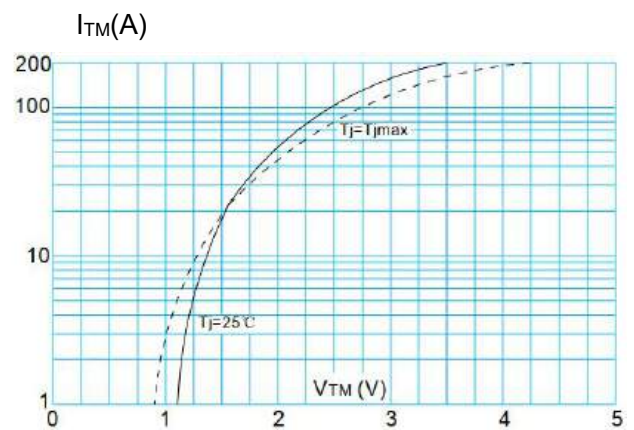
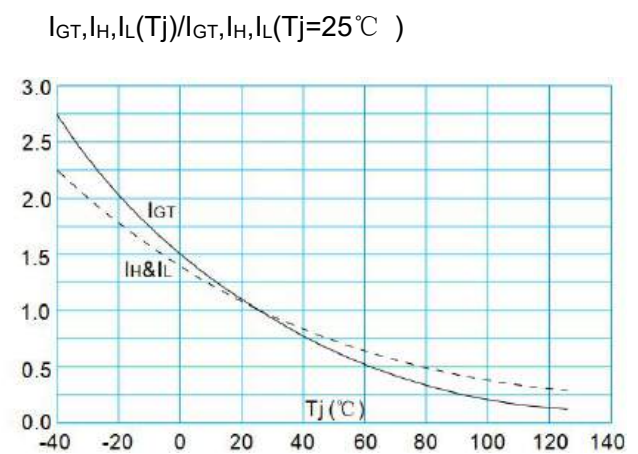


FIG.6: Relative variations of gate trigger current, holding current and latching current versus junction temperature





Jiangsu Weida Semiconductor Co., Ltd.
BTA16/BTB16 Series 16A Triacs

Information furnished in this document is believed to be accurate and reliable. However, Jiangsu Weida Semiconductor Co., Ltd assumes no responsibility for the consequences of use without consideration for such information nor use beyond it.

Information mentioned in this document is subject to change without notice, apart from that when an agreement is signed, Jiangsu Weida Semiconductor Co., Ltd complies with the agreement.

Products and information provided in this document have no infringement of patents. Jiangsu Weida Semiconductor Co., Ltd assumes no responsibility for any infringement of other rights of third parties which may result from the use of such products and information.